


CSX-750F SERIES

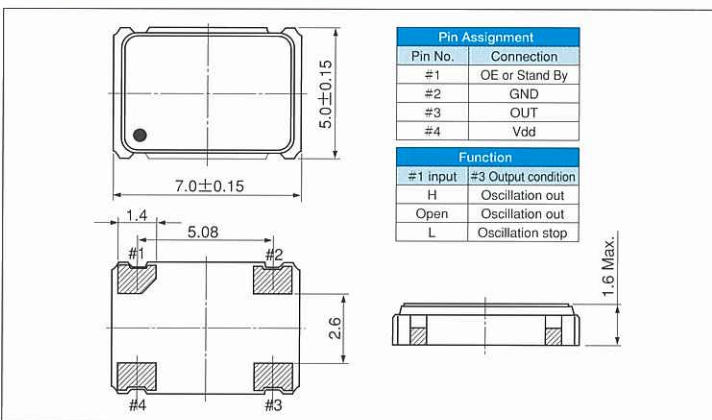
2000pcs/reel



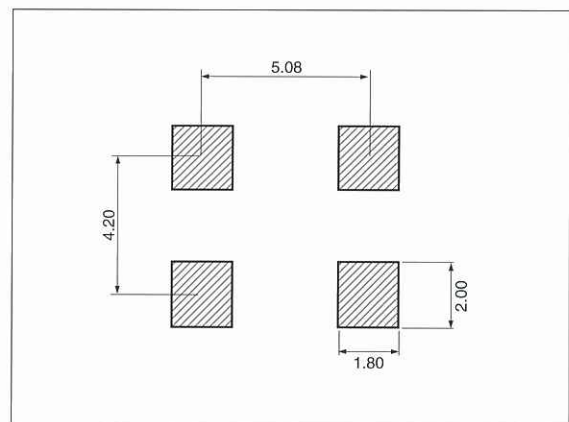
FEATURES

- Available to supply voltage 5.0V or 3.3V.
- Low current consumption with output enable function (OE) or stand by function (STAND-BY).
- Automatic mounting and reflowable type.
- Suitable for various applications such as communication devices, AV devices, automotive devices and measuring instruments.

DIMENSION [mm]



SOLDER PAD LAYOUT [mm]



STANDARD SPECIFICATIONS

*Model is determined by the selection for the output enable or stand-by function, the frequency stability and the supply voltage.

Item	Model	OE	CSX-750 FC (*)		CSX-750 FB (*)	CSX-750 FJ (*)
		STAND-BY				
Frequency Range			1.000MHz~39.999MHz	40.000MHz~75.000MHz	1.000MHz~39.999MHz	40.000MHz~80.000MHz
Supply Voltage			Vdd : 5.0V±0.5V		Vdd : 3.3V±0.3V	
Frequency Stability		(*)	B : ±50ppm, C : ±100ppm, E : ±50ppm(-40°C~+85°C), F : ±100ppm(-40°C~+85°C)			
Operating Temperature Range			-20°C~+70°C (-40°C~+85°C)			
Storage Temperature Range			-55°C~+125°C			
Current consumption			25mA Max.	45mA Max.	15mA Max.	25mA Max.
Duty	TTL level (1.4V)		40~60%		—	
	CMOS level (1/2 Vdd)		45~55%			
Output Voltage	V _{OH}		0.9Vdd Min.			
	V _{OL}		0.4V Max.		0.1Vdd Max.	
Output Load	TTL		10TTL Max.		—	
	CMOS		50pF Max.		30pF Max.	30pF Max.
Rise and Fall Time	0.2Vdd⇔0.8Vdd		8 nsec Max.	6 nsec Max.	8 nsec Max.	6 nsec Max.
Start-up time			4 msec Max.	10 msec Max.	4 msec Max.	10 msec Max.
Input Voltage	V _{IH}		2.0V Min.			
	V _{IL}		0.8 V Max.		0.4V Max.	0.3Vdd Max.
Disable current			10mA Max.	20mA Max.	5mA Max.	—
Stand-by current			—			10 μA Max.